



HONG KONG STANDARDS AND TESTING CENTRE CERTIFICATE OF COMPLIANCE

Certificate Number: EMC1105917

APPLICANT:

Taising Hearing Amplifier Ltd
Flat C, 15/F Phase, Golden Dragon Ind Ctr,
152-160 Tai Lin Rd, Kwai Chung, N.T. Hong Kong

DESCRIPTION OF SAMPLE:

Product: Powerful rechargeable ear hearing amplifier
Manufacturer: Taising Hearing Amplifier Ltd
Model No.: TS-3238
Brand Name: N/A
Origin: N/A

Applicable Standard(s) with amendments:

EN61000-6-3: 2007
EN61000-6-1: 2007

REFERENCE TEST REPORT NUMBER: HM166212

This Certificate shall be used in conjunction with the above mentioned test report.

This is to certify that the submitted sample has been tested in accordance with and found to be in compliance with the said investigation.

Date: 2011-02-25



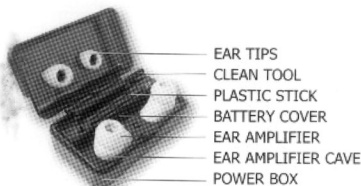
Dr. LEE Kam Chuen
Authorized Signatory
ElectroMagnetic Compatibility Department
For and on behalf of
Hong Kong Standards and Testing Centre

Powerful Rechargeable

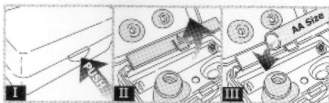
ear

TS-3238

hearing ())) amplifier

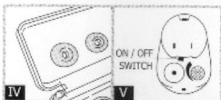


OPERATING INSTRUCTIONS



A. POWER BOX

1. "PUSH" TO OPEN POWER BOX. (Fig.I)
2. LIFT UP BATTERY COVER. (Fig.II) PLACE 1 PC AA SIZE ALKALINE BATTERY. (Fig.III)
3. CLOSE BATTERY COVER.



B. RECHARGEABLE EAR AMPLIFIER (CHARGE UP)

1. EAR TIPS IS NEED PLACE INSIDIE AT POWER BOX POSITION. (FIG IV)
2. ON/OFF SWITCH PUSH TO "O" POSITION. (FIG V)
3. PLACE INSIDE POWERBOX EAR AMPLIFIER CAVE.
4. CLOSE POWERBOX BOX DOOR. INDICATOR LED WILL LIGHT ON. CHARGE UP IS PROCESS.
5. BEST CHARGE UP FOR FIRST TIME IS 8-10 HOURS. WHEN FULL IT CAN BE WORK 4-8 HOURS.
6. THE PRODUCT REQUIRES WHEN EAR AMPLIFIER NOT IN USE. THE EAR AMPLIFIER NEEDS CHARGING INTO POWERBOX TO KEEP CHARGE MAINTAIN THE BATTERY STRONG.
7. IF LEAD FROM ABOVE PROGRAM. AA SIZE ALKALINE BATTERY LIFE TIME IS ABOUT ONE MONTH. 8-10 HRS OR 10 TIMES THE CHARGING TIME.

CHARGE DESCRIPTION:

1. CHARGE THE EAR AMPLIFIER ON THE BOX, CLOSE LID, THE RED LIGHT INDICATES NORMAL CHARGING TIME.
2. THE INITIAL CHARGE IS BEST TO MAKE IT CONTINUOUSLY FOR MORE THAN 12 HOURS TO CHARGE.
3. GENERAL CHARGING TIME TO OVER 8 HOURS CAN BE FULL, FULL OF EAR AMPLIFIER AVAILABLE 6-8 HOURS CAN BE USE.
4. THE PROPOSED CHARGE THE EAR AMPLIFIER WHEN NOT IN USE. PLACE INTO POWER BOX TO KEEP CHARGING POWER. THE EAR AMPLIFIER IS NOT CHARGING WILL BE SHORTEN THE LIFE TIME OF BATTERIES.
5. WHEN EAR AMPLIFIER PLACE INTO POWERBOX. LED NOT LIGHTON. PLEASE CHECK AA SIZE ALKALINE BATTERY IS USED UP. ISIALY AA ALKALINE BATTERY USE AROUND ONE MONTH.
6. WHEN CHARGED EAR AMPLIFIER INDICATOR. LED ALWAYS IS ON.

CAUTION

FOR CHARGE UP EAR AMPLIFIER FOLLOW STEP IS MUST BE CONDUCT.

1. EAR TIPS IS NEED REQUIRE ON POWER BOX AS FIGURE IV.
2. EAR AMPLIFIER IS NEED SWITCH "O" POSITION TO CHARGEUP BATTERY POWER.